NATA LIGHTING CO.,LTD.
www.nata.cn
Email:info@nata.com
Tel:+86-750-3770000 Fax:+86-750-3771111
Address:380JinOu Road,GaoXin Zone,Jiang Men City,Guangdong,China

NT

Client:
LumCAT: 1-1207-L
Luminaire: 92.70.428.00
Report No: 2024720-B010
Ballast type: AC

Test No: 2024720-C010	Voltage(V): 34.930
LampCAT: CREE CXA1516 LES8.9	Current(A): 0.330
Lamp flux(lm): 1726.0	Power (W): 11.526
Number of Lamps: 1	PF: 0.000
Length(mm): 0	Width(mm): 0
Phm Type: C	Height(mm): 0

Photometric Results

Lumens(lm): 1586.34, Efficiency(%): 91.91% , Luminous Efficacy(lm/W): 137.63
Central intensity(cd): 5269.132, Maximum intensity(cd): 5269.132
Angle of maximum intensity: C=0.0 γ=0.0
Beam Angle(50%Imax): [C0/180]Total=27.4
[C90/270]Total=27.4
Field angle(10%Imax): [C0/180]Total=57.4
[C90/270]Total=57.4
Maximum s/h(1/2): C0_180=0.46 C90_270=0.46
Maximum s/h(1/4): C0_180=0.45 C90_270=0.45
Up flux rate of lamp(%): 0.00%
Down flux rate of lamp(%): 91.91%
Up flux rate of LUM(%): - -
Down flux rate of LUM(%): 100.00%
CIE Type : Direct lighting
Output flux ratio in π solid angle : 98.064%

Equipment: GMS1980	Date: 2024/7/20	Operator: NT07
Temperature(°C): 25.0	Humidity(%): 60.0%	Distance(m): 7.65

Zonal flux distribution table

γ(°)	Average I(cd)	Zonal F(lm)	Sum F(lm)	Eff Flux(%)	Eff Sum(%)
0.0	5269.132	0.000	0	0.00%	0.00%
1.0	5248.356	5.032	5.032	0.29%	0.32%
2.0	5200.587	14.997	20.03	0.87%	1.26%
3.0	5134.530	24.718	44.748	1.43%	2.82%
4.0	5028.239	34.018	78.766	1.97%	4.97%
5.0	4890.345	42.669	121.435	2.47%	7.66%
6.0	4712.949	50.468	171.903	2.92%	10.84%
7.0	4510.534	57.250	229.153	3.32%	14.45%
8.0	4279.955	62.912	292.065	3.64%	18.41%
9.0	4034.453	67.384	359.449	3.90%	22.66%
10.0	3754.570	70.488	429.936	4.08%	27.10%
11.0	3480.831	72.297	502.233	4.19%	31.66%
12.0	3165.467	72.654	574.887	4.21%	36.24%
13.0	2864.808	71.564	646.451	4.15%	40.75%
14.0	2542.861	69.218	715.668	4.01%	45.11%
15.0	2258.295	65.912	781.581	3.82%	49.27%
16.0	1971.901	61.984	843.565	3.59%	53.18%
17.0	1719.815	57.490	901.055	3.33%	56.80%
18.0	1410.231	51.608	952.663	2.99%	60.05%
19.0	1295.908	47.081	999.744	2.73%	63.02%
20.0	1173.259	45.193	1044.937	2.62%	65.87%
21.0	1060.457	42.892	1087.828	2.49%	68.57%
22.0	963.112	40.664	1128.493	2.36%	71.14%
23.0	888.313	38.848	1167.341	2.25%	73.59%
24.0	815.562	37.253	1204.594	2.16%	75.94%
25.0	756.184	35.738	1240.332	2.07%	78.19%
26.0	694.589	34.246	1274.577	1.98%	80.35%
27.0	636.001	32.553	1307.131	1.89%	82.40%
28.0	576.461	30.697	1337.828	1.78%	84.33%
29.0	509.570	28.414	1366.241	1.65%	86.13%
30.0	442.664	25.710	1391.951	1.49%	87.75%
31.0	374.105	22.730	1414.681	1.32%	89.18%
32.0	317.397	19.811	1434.492	1.15%	90.43%
33.0	265.356	17.168	1451.66	0.99%	91.51%
34.0	241.200	15.330	1466.989	0.89%	92.48%
35.0	180.944	13.110	1480.1	0.76%	93.30%
36.0	133.263	10.004	1490.104	0.58%	93.93%
37.0	103.182	7.712	1497.816	0.45%	94.42%

Zonal flux distribution table

γ(°)	Average I(cd)	Zonal F(lm)	Sum F(lm)	Eff Flux(%)	Eff Sum(%)
38.0	83.102	6.218	1504.034	0.36%	94.81%
39.0	67.740	5.149	1509.182	0.30%	95.14%
40.0	57.433	4.366	1513.548	0.25%	95.41%
41.0	48.910	3.787	1517.335	0.22%	95.65%
42.0	43.372	3.353	1520.687	0.19%	95.86%
43.0	38.830	3.045	1523.732	0.18%	96.05%
44.0	35.121	2.791	1526.524	0.16%	96.23%
45.0	32.078	2.583	1529.106	0.15%	96.39%
46.0	29.525	2.409	1531.515	0.14%	96.54%
47.0	27.213	2.257	1533.772	0.13%	96.69%
48.0	25.318	2.124	1535.895	0.12%	96.82%
49.0	23.672	2.012	1537.907	0.12%	96.95%
50.0	22.224	1.914	1539.821	0.11%	97.07%
51.0	20.907	1.825	1541.646	0.11%	97.18%
52.0	19.898	1.751	1543.397	0.10%	97.29%
53.0	18.969	1.691	1545.087	0.10%	97.40%
54.0	18.164	1.637	1546.724	0.09%	97.50%
55.0	17.447	1.590	1548.313	0.09%	97.60%
56.0	16.774	1.546	1549.86	0.09%	97.70%
57.0	16.094	1.503	1551.363	0.09%	97.79%
58.0	15.465	1.459	1552.822	0.08%	97.89%
59.0	14.916	1.420	1554.242	0.08%	97.98%
60.0	14.360	1.383	1555.625	0.08%	98.06%
61.0	13.848	1.346	1556.972	0.08%	98.15%
62.0	13.438	1.315	1558.286	0.08%	98.23%
63.0	12.999	1.286	1559.572	0.07%	98.31%
64.0	12.597	1.256	1560.828	0.07%	98.39%
65.0	12.231	1.229	1562.057	0.07%	98.47%
66.0	11.851	1.202	1563.258	0.07%	98.54%
67.0	11.463	1.172	1564.431	0.07%	98.62%
68.0	11.149	1.145	1565.576	0.07%	98.69%
69.0	10.878	1.124	1566.7	0.07%	98.76%
70.0	10.636	1.105	1567.805	0.06%	98.83%
71.0	10.410	1.088	1568.893	0.06%	98.90%
72.0	10.183	1.071	1569.963	0.06%	98.97%
73.0	9.971	1.054	1571.017	0.06%	99.03%
74.0	9.737	1.036	1572.053	0.06%	99.10%
75.0	9.517	1.017	1573.071	0.06%	99.16%

Zonal flux distribution table

γ(°)	Average I(cd)	Zonal F(lm)	Sum F(lm)	Eff Flux(%)	Eff Sum(%)
76.0	9.298	0.999	1574.069	0.06%	99.23%
77.0	9.093	0.981	1575.05	0.06%	99.29%
78.0	8.903	0.963	1576.013	0.06%	99.35%
79.0	8.720	0.947	1576.96	0.05%	99.41%
80.0	8.544	0.931	1577.891	0.05%	99.47%
81.0	8.376	0.915	1578.806	0.05%	99.52%
82.0	8.215	0.900	1579.705	0.05%	99.58%
83.0	8.061	0.885	1580.59	0.05%	99.64%
84.0	7.901	0.870	1581.46	0.05%	99.69%
85.0	7.747	0.854	1582.314	0.05%	99.75%
86.0	7.593	0.839	1583.152	0.05%	99.80%
87.0	7.484	0.825	1583.978	0.05%	99.85%
88.0	7.293	0.809	1584.787	0.05%	99.90%
89.0	7.096	0.789	1585.576	0.05%	99.95%
90.0	6.935	0.769	1586.345	0.04%	100.00%

Zonal flux distribution table

ZONAL LUMEN SUMMARY

Zone	Lumens	%Lamp	%Fixt
0-30	1391.95	80.65%	87.75%
0-40	1513.55	87.69%	95.41%
0-60	1555.63	90.13%	98.06%
0-90	1585.58	91.86%	99.95%
0-120	1585.58	91.86%	99.95%
0-180	1586.34	91.91%	100.00%
60-90	29.95	1.74%	1.89%
90-120	0.00	0.00%	0.00%
90-130	0.00	0.00%	0.00%
90-150	0.00	0.00%	0.00%
90-180	0.00	0.00%	0.00%
0-25.84	1269.08	73.53%	80.00%

ZONAL LUMEN SUMMARY

0-10	429.94
10-20	615.00
20-30	347.01
30-40	121.60
40-50	26.27
50-60	15.80
60-70	12.18
70-80	10.09
80-90	7.68
90-100	0.00
100-110	0.00
110-120	0.00
120-130	0.00
130-140	0.00
140-150	0.00
150-160	0.00
160-170	0.00
170-180	0.00

Light Distribution Curve [Unit:cd]

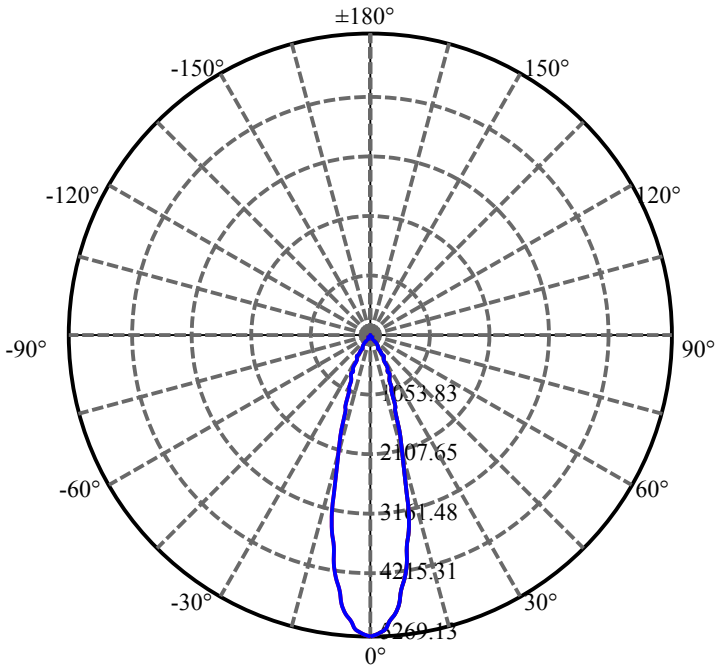

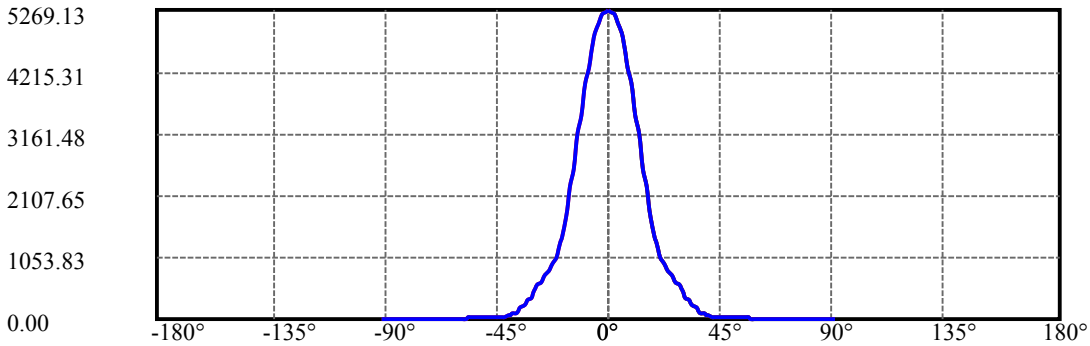

C0(Max):

C0/C180:

C90/C270:

Field angle(10%Imax):C0/180Left:28.7 Right:28.7
:C90/270Left:28.7 Right:28.7

Beam Angle(50%Imax):C0/180Left:13.7 Right:13.7
:C90/270Left:13.7 Right:13.7

Lux distance Curve

Illuminance at a Distance

	Center Beam LUX	Beam Width H	Beam Width V
2m	1317.28 LUX	1.0m	1.0m
4m	329.32 LUX	2.0m	2.0m
6m	146.36 LUX	2.9m	2.9m
8m	82.33 LUX	3.9m	3.9m
10m	52.69 LUX	4.9m	4.9m
12m	36.59 LUX	5.9m	5.9m

Horiz.Spread:27.5 Vert.Spread:27.5

ISO-Intensity(V-H)

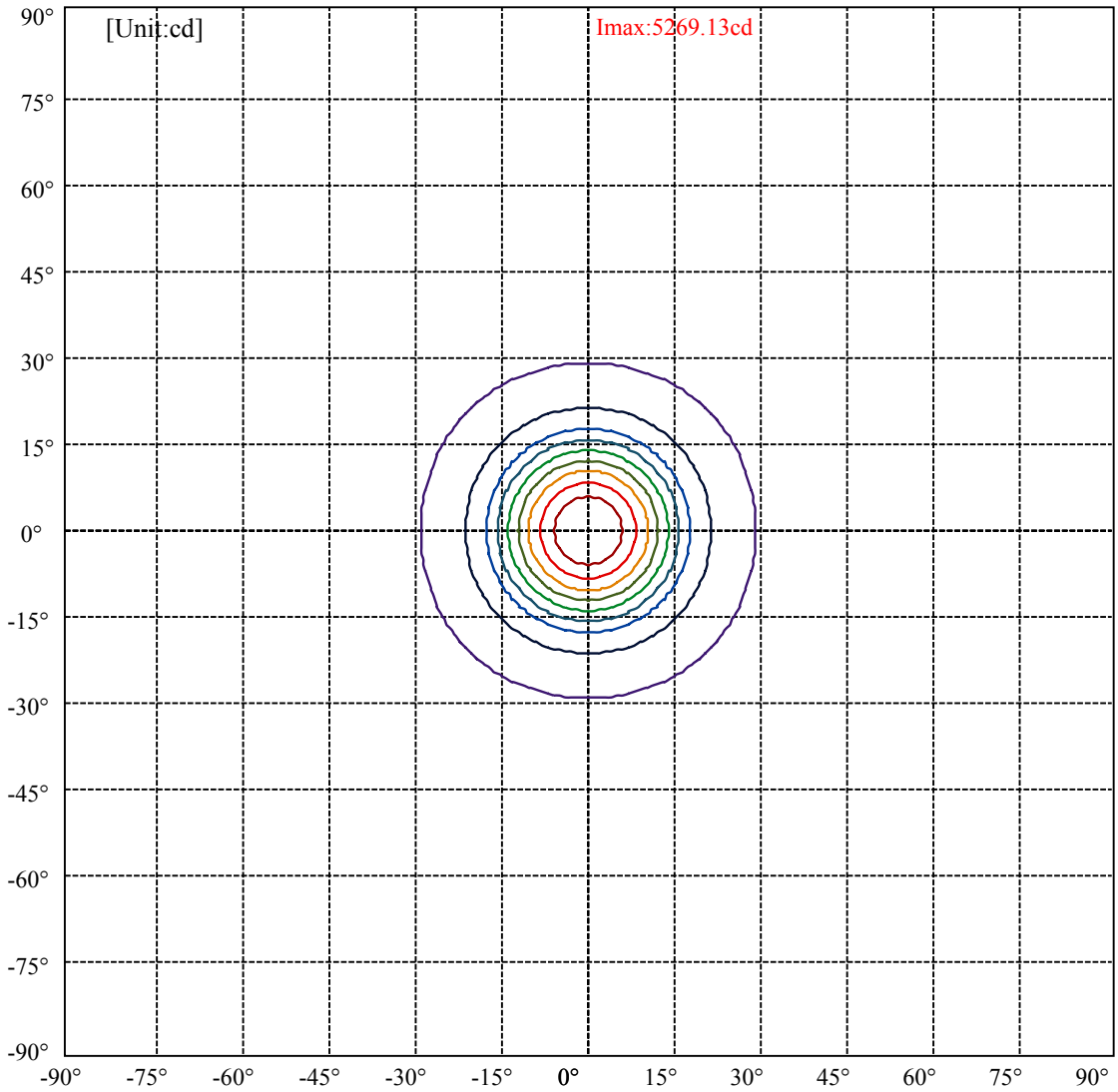

(10%Imax) 526.913
(20%Imax) 1053.83
(30%Imax) 1580.74
(40%Imax) 2107.65
(50%Imax) 2634.57
(60%Imax) 3161.48
(70%Imax) 3688.39
(80%Imax) 4215.31
(90%Imax) 4742.22

Equipment: GMS1980 Date: 2024/7/20 Operator: NT07
Temperature(°C): 25.0 Humidity(%): 60.0% Distance(m): 7.65

ISO candela diagram on circular web

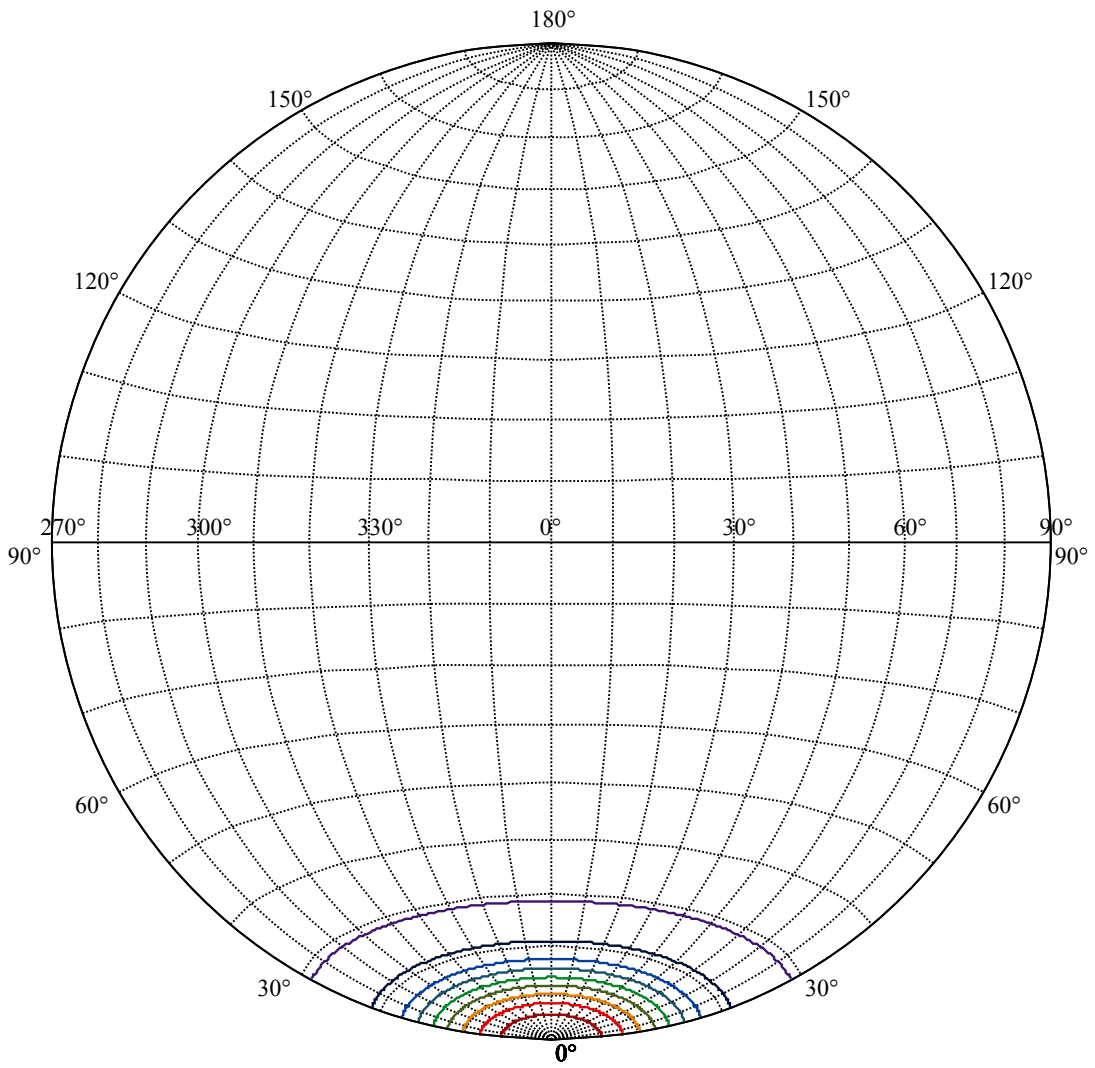

House [Unit:cd] Road

Imax:5269.13

(10%Imax) 526.913
(20%Imax) 1053.83
(30%Imax) 1580.74
(40%Imax) 2107.65
(50%Imax) 2634.57
(60%Imax) 3161.48
(70%Imax) 3688.39
(80%Imax) 4215.31
(90%Imax) 4742.22

Space ISO Lux diagram

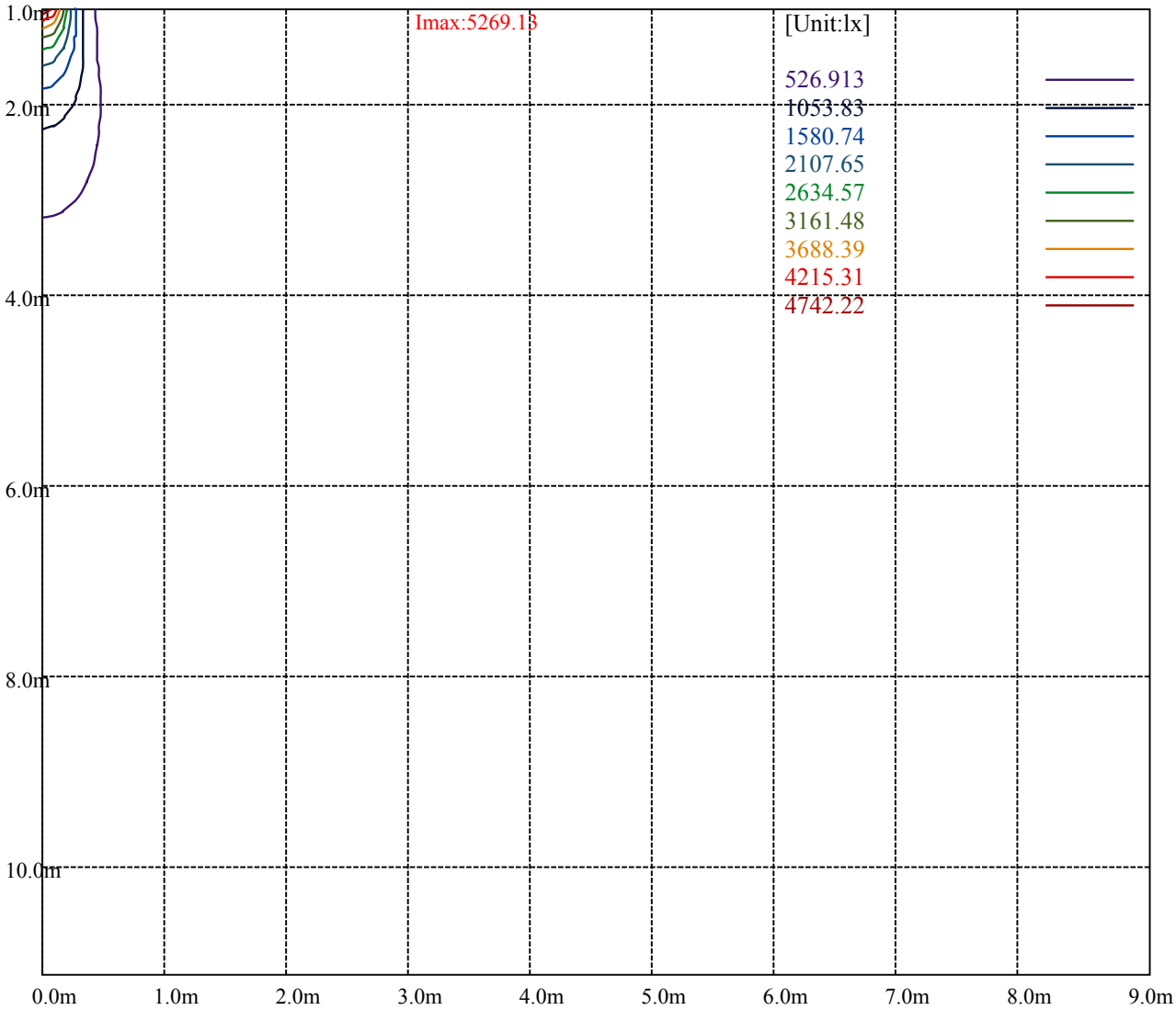

Equipment: GMS1980 Date: 2024/7/20 Operator: NT07
Temperature(°C): 25.0 Humidity(%): 60.0% Distance(m): 7.65

Luminance Limitting Curve(no luminous side)

Luminance Table

γ	45	50	55	60	65	70	75	80	85
C0	0	0	0	0	0	0	0	0	0
C45	0	0	0	0	0	0	0	0	0
C90	0	0	0	0	0	0	0	0	0

L(Hor)(65)	L(Ver)(65)	L45(65)	L(Hor)(75)	L(Ver)(75)	L45(75)	L(Hor)(85)	L(Ver)(85)	L45(85)
0	0	0	0	0	0	0	0	0

Glare Table

Glare	Quality	Service Values Illuminance(lx)							
1.15	A	2000	1000	500	<=300				
1.5	B		2000	1000	500	<=300			
1.85	C			2000	1000	500	<=300		
2.2	D				2000	1000	500	<=300	
2.55	E					2000	1000	500	<=300
		a	b	c	d	e	f	g	h

Luminance Limitting Curve

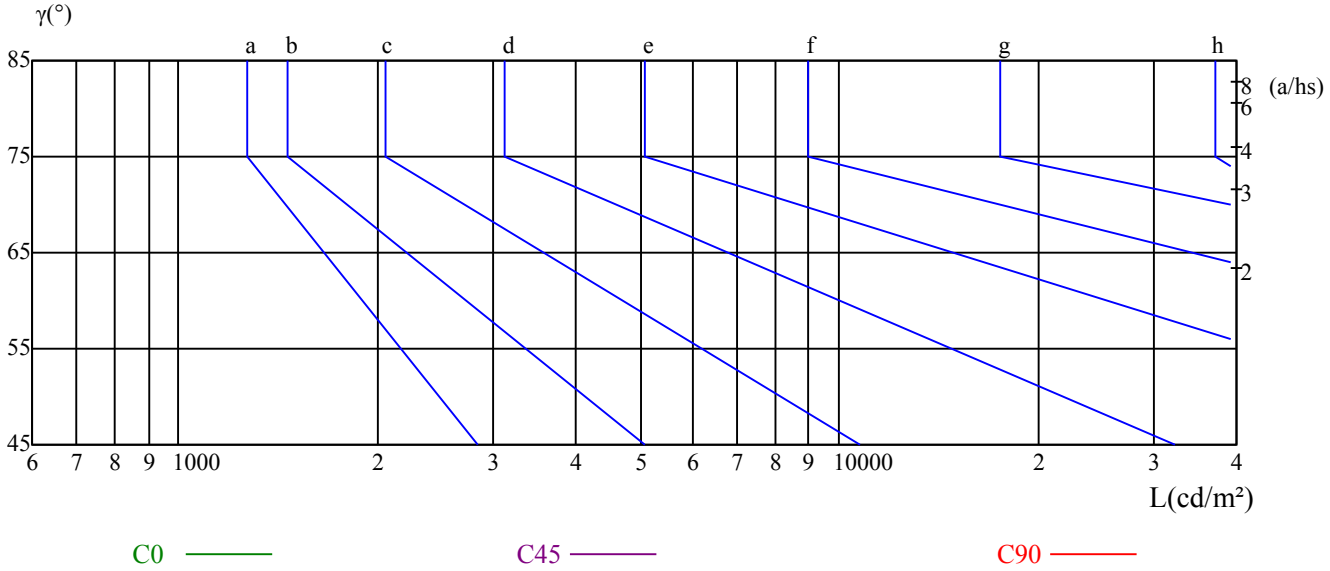

Illumination assessment according UGR											
Rf of Ceiling		70	70	50	50	30	70	70	50	50	30
Rf of Wall		50	30	50	30	30	50	30	50	30	30
Rf of Floor		20	20	20	20	20	20	20	20	20	20
Room dimensions		Viewed crosswise					Viewed endwise				
X	Y										
2H	2H	非数字	非数字	非数字	非数字	非数字	非数字	非数字	非数字	非数字	非数字
	3H	非数字	非数字	非数字	非数字	非数字	非数字	非数字	非数字	非数字	非数字
	4H	非数字	非数字	非数字	非数字	非数字	非数字	非数字	非数字	非数字	非数字
	6H	非数字	非数字	非数字	非数字	非数字	非数字	非数字	非数字	非数字	非数字
	8H	非数字	非数字	非数字	非数字	非数字	非数字	非数字	非数字	非数字	非数字
	12H	非数字	非数字	非数字	非数字	非数字	非数字	非数字	非数字	非数字	非数字
4H	2H	非数字	非数字	非数字	非数字	非数字	非数字	非数字	非数字	非数字	非数字
	3H	非数字	非数字	非数字	非数字	非数字	非数字	非数字	非数字	非数字	非数字
	4H	非数字	非数字	非数字	非数字	非数字	非数字	非数字	非数字	非数字	非数字
	6H	非数字	非数字	非数字	非数字	非数字	非数字	非数字	非数字	非数字	非数字
	8H	非数字	非数字	非数字	非数字	非数字	非数字	非数字	非数字	非数字	非数字
	12H	非数字	非数字	非数字	非数字	非数字	非数字	非数字	非数字	非数字	非数字
8H	4H	非数字	非数字	非数字	非数字	非数字	非数字	非数字	非数字	非数字	非数字
	6H	非数字	非数字	非数字	非数字	非数字	非数字	非数字	非数字	非数字	非数字
	8H	非数字	非数字	非数字	非数字	非数字	非数字	非数字	非数字	非数字	非数字
	12H	非数字	非数字	非数字	非数字	非数字	非数字	非数字	非数字	非数字	非数字
12H	4H	非数字	非数字	非数字	非数字	非数字	非数字	非数字	非数字	非数字	非数字
	6H	非数字	非数字	非数字	非数字	非数字	非数字	非数字	非数字	非数字	非数字
	8H	非数字	非数字	非数字	非数字	非数字	非数字	非数字	非数字	非数字	非数字
Variation with the observer position at spacings:											
S = 1.0H		非数字/非数字					非数字/非数字				
S = 1.5H		非数字/非数字					非数字/非数字				
S = 2.0H		非数字/非数字					非数字/非数字				
Standard tables:		BK0					BK0				
Uncorrected UGR		负无穷大					负无穷大				

UGR calculation is based on CIE Publ. 117 ,S/H = 0.25

Budgetary Estimate Table

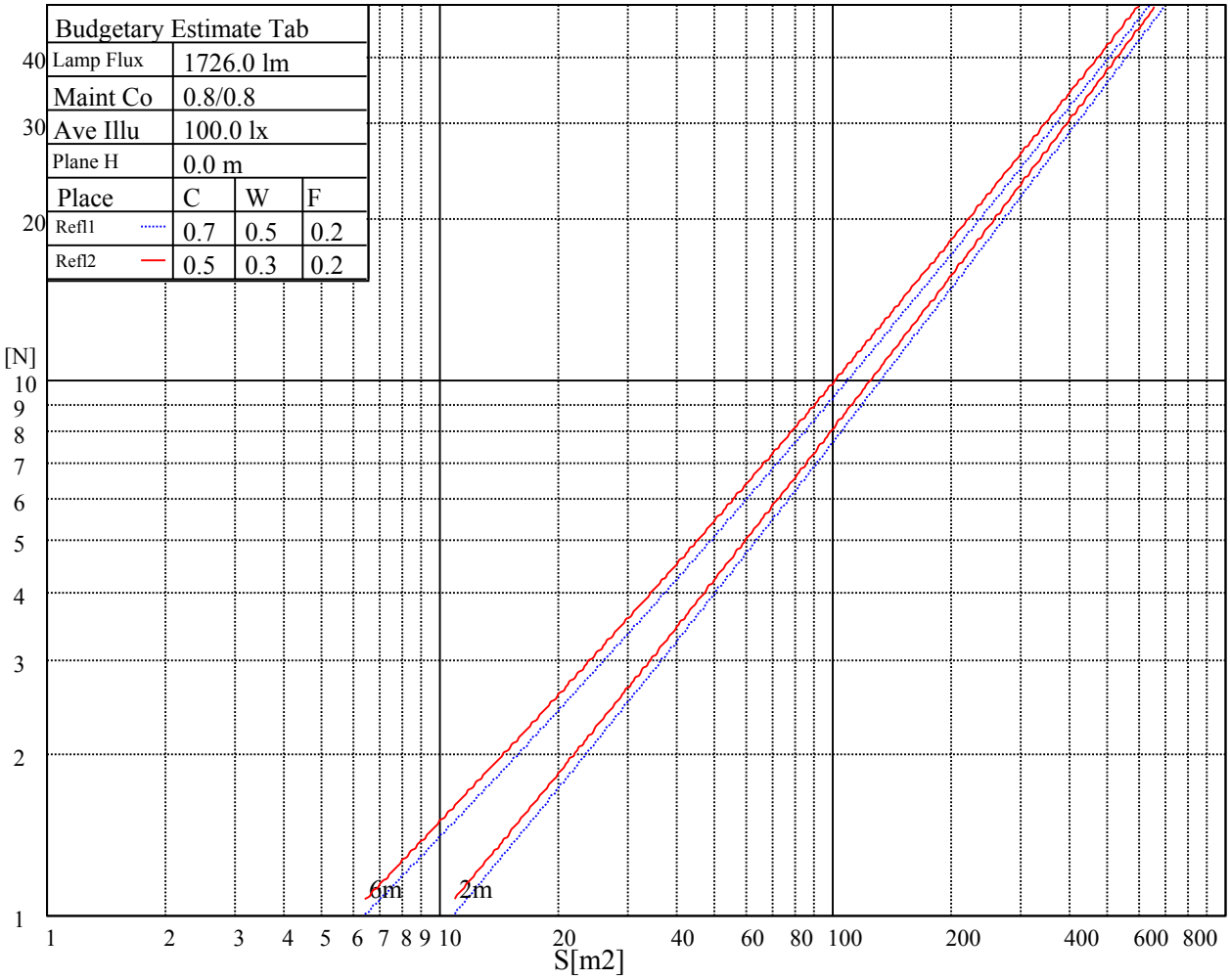

Utilization factor table for indoor luminaire

RHOCC	80			70			50			30			10			0
RHOW	50	30	10	50	30	10	50	30	10	50	30	10	50	30	10	0
RCR	COEFFCIENTS OF UTILIZATION RHOFC=20 CU															
0	1.09	1.09	1.09	1.07	1.07	1.07	1.02	1.02	1.02	0.98	0.98	0.98	0.94	0.94	0.94	0.92
1	1.03	1.01	0.99	1.01	0.99	0.97	0.97	0.96	0.94	0.94	0.92	0.91	0.90	0.90	0.89	0.87
2	0.97	0.94	0.91	0.95	0.92	0.90	0.92	0.90	0.88	0.90	0.88	0.86	0.87	0.86	0.84	0.83
3	0.92	0.88	0.85	0.91	0.87	0.84	0.88	0.85	0.83	0.86	0.84	0.82	0.84	0.82	0.81	0.79
4	0.88	0.83	0.80	0.87	0.83	0.80	0.85	0.81	0.79	0.83	0.80	0.78	0.81	0.79	0.77	0.76
5	0.84	0.79	0.76	0.83	0.79	0.76	0.81	0.78	0.75	0.80	0.77	0.74	0.79	0.76	0.74	0.73
6	0.80	0.76	0.72	0.79	0.75	0.72	0.78	0.75	0.72	0.77	0.74	0.71	0.76	0.73	0.71	0.70
7	0.77	0.72	0.69	0.76	0.72	0.69	0.75	0.72	0.69	0.74	0.71	0.69	0.73	0.70	0.68	0.67
8	0.74	0.70	0.67	0.74	0.69	0.66	0.73	0.69	0.66	0.72	0.68	0.66	0.71	0.68	0.66	0.65
9	0.71	0.67	0.64	0.71	0.67	0.64	0.70	0.66	0.64	0.69	0.66	0.64	0.69	0.66	0.63	0.62
10	0.69	0.65	0.62	0.68	0.64	0.62	0.68	0.64	0.62	0.67	0.64	0.61	0.67	0.63	0.61	0.60

Coefficient Utilization Curve

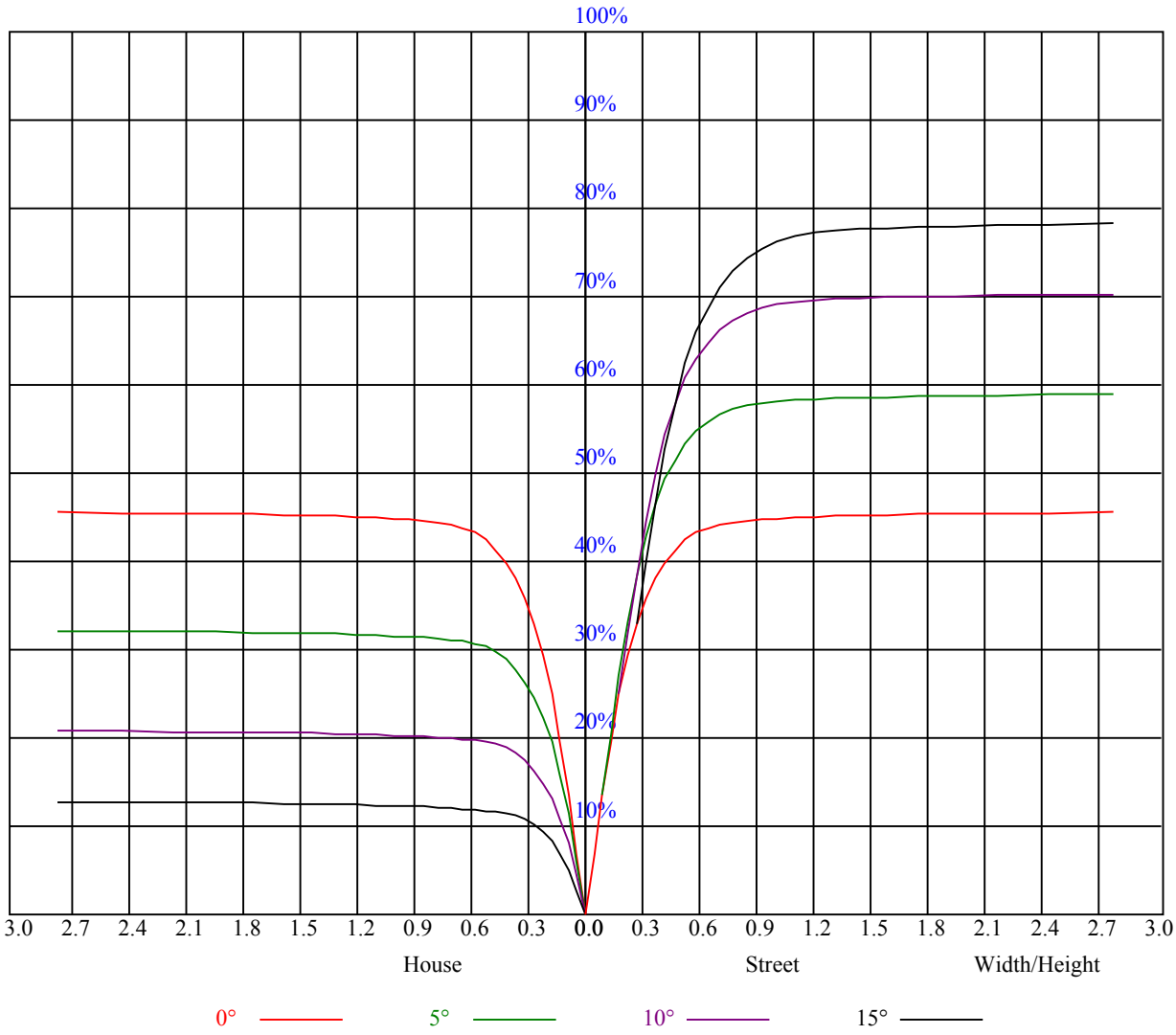

Equipment: GMS1980 Date: 2024/7/20 Operator: NT07
Temperature(°C): 25.0 Humidity(%): 60.0% Distance(m): 7.65

LCS Graph

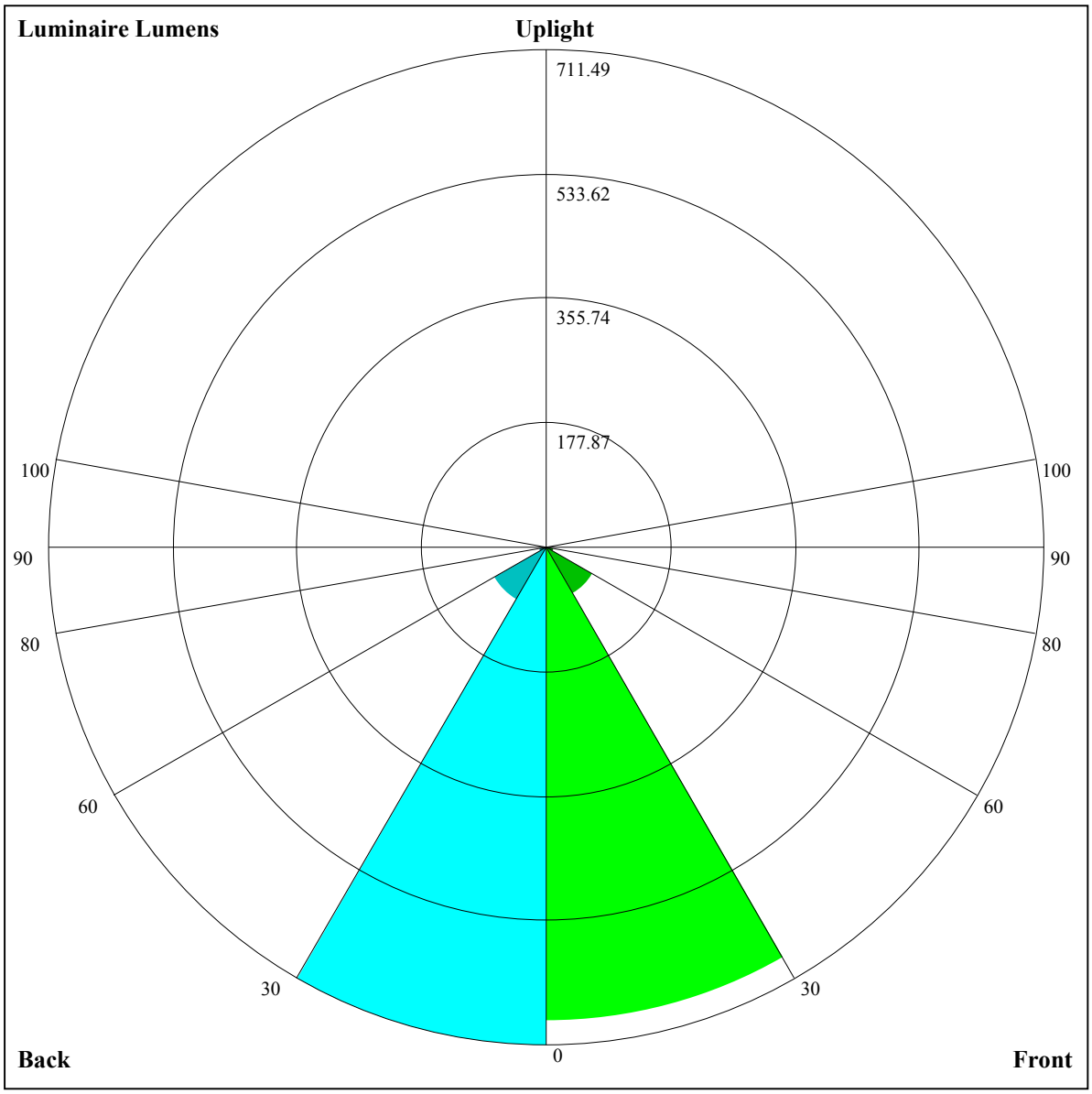

Luminaire Lumens:

FL=677.05,FM=77.5,FH=10.9,FVH=4.16

BL=711.49,BM=86.87,BH=11.24,BVH=4.25

UL=0,UH=0

BUG Rating:B2-U0-G0

Intensity data(cd)

C/γ(°)	0.0	1.0	2.0	3.0	4.0	5.0	6.0	7.0	8.0
0.0	5260.65	5209.73	5149.45	5075.71	4938.19	4794.81	4580.03	4378.71	4155.74
45.0	5258.31	5265.91	5241.33	5182.81	5113.75	5020.70	4862.69	4700.00	4518.00
90.0	5281.71	5255.38	5183.40	5093.86	4961.01	4793.64	4558.96	4341.26	4111.26
135.0	5275.86	5285.23	5274.69	5202.12	5113.17	4989.69	4812.95	4616.90	4343.60
180.0	5260.65	5262.40	5242.50	5191.00	5140.09	5019.53	4875.57	4700.00	4448.94
225.0	5258.31	5220.85	5179.30	5130.73	5038.85	4876.74	4729.85	4533.80	4342.43
270.0	5281.71	5271.18	5217.34	5176.37	5071.62	4952.23	4817.63	4633.28	4376.96
315.0	5275.86	5216.17	5116.68	5023.63	4849.23	4675.42	4465.91	4180.32	3942.72
360.0	5260.65	5209.73	5149.45	5075.71	4938.19	4794.81	4580.03	4378.71	4155.74

C/γ(°)	9.0	10.0	11.0	12.0	13.0	14.0	15.0	16.0	17.0
0.0	3914.63	3573.44	3282.59	2978.85	2665.17	2300.58	2026.69	1784.99	1526.91
45.0	4258.74	4034.01	3770.08	3410.16	3109.94	2812.06	2511.26	2147.83	1878.63
90.0	3872.49	3551.20	3270.30	2990.56	2700.87	2343.88	2065.90	1752.81	1533.93
135.0	4110.09	3806.95	3554.13	3224.06	2947.25	2665.17	2391.29	2065.90	1827.13
180.0	4228.89	4000.66	3694.00	3420.11	3073.07	2776.37	2493.70	2214.55	1892.09
225.0	4056.84	3806.36	3542.43	3191.29	2891.66	2534.67	2257.86	1992.16	1745.78
270.0	4148.13	3912.87	3658.89	3315.94	3030.35	2746.52	2405.33	2133.79	1876.29
315.0	3685.81	3351.06	3074.25	2792.75	2500.14	2163.64	1914.33	1683.17	1477.75
360.0	3914.63	3573.44	3282.59	2978.85	2665.17	2300.58	2026.69	1784.99	1526.91

C/γ(°)	18.0	19.0	20.0	21.0	22.0	23.0	24.0	25.0	26.0
0.0	1140.14	1140.14	1089.81	974.58	897.62	833.42	759.91	706.37	634.91
45.0	1646.30	1446.15	1247.17	1118.42	991.43	909.50	836.93	759.10	704.08
90.0	1145.05	1145.05	1059.08	967.26	872.22	809.13	754.71	705.37	645.15
135.0	1620.55	1450.25	1276.43	1161.14	1061.07	973.29	890.77	830.49	763.19
180.0	1672.05	1484.77	1320.91	1172.26	1075.12	987.33	898.96	838.10	777.82
225.0	1332.62	1148.97	1148.97	1041.23	937.12	870.93	808.31	748.62	676.93
270.0	1584.85	1411.62	1206.79	1096.18	1000.79	913.01	829.32	768.46	712.28
315.0	1140.31	1140.31	1036.90	952.57	869.53	809.89	745.58	692.96	642.34
360.0	1140.14	1140.14	1089.81	974.58	897.62	833.42	759.91	706.37	634.91

C/γ(°)	27.0	28.0	29.0	30.0	31.0	32.0	33.0	34.0	35.0
0.0	575.92	512.89	450.04	373.20	316.14	265.46	219.87	178.38	135.83
45.0	648.49	593.48	515.64	453.61	390.40	328.95	299.69	299.69	171.12
90.0	593.24	538.58	481.58	420.54	343.88	290.15	231.34	189.09	152.33
135.0	707.60	651.41	580.60	520.32	458.87	396.84	324.86	298.52	298.52
180.0	708.18	649.66	587.62	503.94	439.56	378.11	304.38	304.38	235.49
225.0	618.93	559.24	478.42	410.77	332.70	277.81	229.47	185.93	140.86
270.0	663.70	595.23	534.37	471.16	395.67	337.73	295.01	295.01	176.74
315.0	571.94	511.19	448.28	387.77	315.61	264.11	218.23	178.61	136.65
360.0	575.92	512.89	450.04	373.20	316.14	265.46	219.87	178.38	135.83

C/γ(°)	36.0	37.0	38.0	39.0	40.0	41.0	42.0	43.0	44.0
0.0	108.85	83.98	69.64	59.34	50.86	45.76	41.73	37.51	34.59
45.0	137.18	103.47	83.92	66.95	58.00	51.32	45.06	40.85	37.57
90.0	115.58	93.23	76.02	60.75	52.44	46.00	40.97	36.28	33.07
135.0	180.48	136.88	109.32	87.26	70.87	56.77	48.69	42.31	36.64
180.0	159.06	120.44	95.51	77.25	64.08	51.27	44.83	39.74	34.65
225.0	112.19	89.60	73.04	58.46	50.21	44.01	39.56	35.52	32.95
270.0	142.85	108.62	86.96	71.98	60.57	50.80	44.95	40.56	37.22
315.0	109.91	89.25	70.40	59.93	52.44	45.35	41.20	37.86	34.29
360.0	108.85	83.98	69.64	59.34	50.86	45.76	41.73	37.51	34.59

Intensity data(cd)

C/γ(°)	45.0	46.0	47.0	48.0	49.0	50.0	51.0	52.0	53.0
0.0	31.84	29.50	26.92	25.16	23.58	22.12	20.54	19.49	18.55
45.0	33.88	31.19	28.79	26.63	24.35	22.65	21.13	19.90	18.55
90.0	30.20	27.74	24.99	23.23	21.65	19.84	18.79	17.62	16.85
135.0	33.24	29.79	27.33	25.28	23.23	21.83	20.66	19.66	18.67
180.0	32.01	28.97	26.92	25.40	24.05	22.71	21.77	21.01	20.31
225.0	30.14	28.44	26.86	25.22	24.11	23.17	22.18	21.48	20.83
270.0	33.59	31.08	28.91	26.45	24.76	23.23	21.48	20.31	19.31
315.0	31.72	29.50	26.98	25.16	23.64	22.24	20.72	19.72	18.67
360.0	31.84	29.50	26.92	25.16	23.58	22.12	20.54	19.49	18.55

C/γ(°)	54.0	55.0	56.0	57.0	58.0	59.0	60.0	61.0	62.0
0.0	17.56	16.80	16.15	15.39	14.86	14.40	13.93	13.52	13.23
45.0	17.67	16.85	15.92	15.27	14.51	14.05	13.58	13.11	12.70
90.0	16.15	15.57	14.86	14.34	13.87	13.52	13.05	12.70	12.47
135.0	17.97	17.38	16.80	15.98	15.33	14.81	14.22	13.75	13.46
180.0	19.72	19.25	18.79	18.32	17.73	17.15	16.33	15.68	15.16
225.0	20.31	19.55	18.90	18.08	17.26	16.33	15.63	14.75	14.16
270.0	18.14	17.32	16.62	15.98	15.27	14.75	14.34	13.87	13.34
315.0	17.79	16.85	16.15	15.39	14.86	14.34	13.81	13.40	12.99
360.0	17.56	16.80	16.15	15.39	14.86	14.40	13.93	13.52	13.23

C/γ(°)	63.0	64.0	65.0	66.0	67.0	68.0	69.0	70.0	71.0
0.0	12.87	12.58	12.29	12.00	11.70	11.41	11.24	11.06	10.77
45.0	12.35	12.06	11.82	11.53	11.29	11.06	10.83	10.59	10.42
90.0	12.11	11.82	11.53	11.18	10.83	10.59	10.36	10.12	9.95
135.0	12.93	12.64	12.23	11.82	11.53	11.18	10.89	10.59	10.36
180.0	14.51	13.99	13.52	13.11	12.58	12.23	11.88	11.53	11.35
225.0	13.58	12.87	12.41	11.88	11.41	10.94	10.65	10.48	10.24
270.0	12.99	12.58	12.23	11.88	11.35	11.12	10.77	10.48	10.24
315.0	12.64	12.23	11.82	11.41	11.00	10.65	10.42	10.24	9.95
360.0	12.87	12.58	12.29	12.00	11.70	11.41	11.24	11.06	10.77

C/γ(°)	72.0	73.0	74.0	75.0	76.0	77.0	78.0	79.0	80.0
0.0	10.53	10.30	10.07	9.83	9.60	9.36	9.19	9.01	8.78
45.0	10.18	9.95	9.77	9.48	9.19	9.01	8.84	8.60	8.43
90.0	9.66	9.48	9.31	9.07	8.90	8.72	8.54	8.37	8.19
135.0	10.18	10.01	9.71	9.54	9.36	9.13	8.95	8.72	8.54
180.0	11.18	10.94	10.71	10.48	10.24	10.01	9.83	9.66	9.48
225.0	9.95	9.77	9.54	9.31	9.13	8.90	8.66	8.49	8.37
270.0	10.01	9.83	9.54	9.36	9.13	8.95	8.72	8.60	8.43
315.0	9.77	9.48	9.25	9.07	8.84	8.66	8.49	8.31	8.13
360.0	10.53	10.30	10.07	9.83	9.60	9.36	9.19	9.01	8.78

C/γ(°)	81.0	82.0	83.0	84.0	85.0	86.0	87.0	88.0	89.0
0.0	8.66	8.49	8.31	8.13	8.02	7.90	7.72	7.49	7.14
45.0	8.25	8.08	7.90	7.72	7.61	7.43	7.37	7.20	7.02
90.0	8.08	7.90	7.72	7.61	7.49	7.32	7.26	7.08	6.91
135.0	8.43	8.19	8.08	7.96	7.78	7.61	7.49	7.32	7.20
180.0	9.25	9.13	8.95	8.78	8.54	8.37	8.31	7.96	7.61
225.0	8.19	8.02	7.90	7.72	7.55	7.43	7.26	7.14	6.96
270.0	8.19	8.08	7.90	7.72	7.55	7.43	7.32	7.14	7.02
315.0	7.96	7.84	7.72	7.55	7.43	7.26	7.14	7.02	6.91
360.0	8.66	8.49	8.31	8.13	8.02	7.90	7.72	7.49	7.14

Intensity data(cd)

C/γ(°)	90.0
0.0	7.02
45.0	6.96
90.0	6.85
135.0	6.96
180.0	7.02
225.0	6.91
270.0	6.91
315.0	6.85
360.0	7.02